

REGISTERED COMPANY NUMBER: SC261084 (Scotland)
REGISTERED CHARITY NUMBER: SC035061

**Report of the Trustees and
Financial Statements for the Year Ended 31 March 2016
for
Connect Community Trust Limited**

**Armstrongs
Statutory Auditor
Chartered Accountants
Victoria Chambers
142 West Nile Street
Glasgow
G1 2RQ**

Connect Community Trust Limited

**Contents of the Financial Statements
for the Year Ended 31 March 2016**

	Page
Report of the Trustees	1 to 3
Report of the Independent Auditors	4 to 5
Consolidated Statement of Financial Activities	6
Charity Statement of Financial Activities	7
Consolidated Balance Sheet	8
Charity Balance Sheet	9
Notes to the Consolidated Financial Statements	10 to 19
Detailed Statement of Consolidated Financial Activities	20 to 21

Connect Community Trust Limited

Report of the Trustees for the Year Ended 31 March 2016

The trustees who are also directors of the charity for the purposes of the Companies Act 2006, present their report with the financial statements of the charity for the year ended 31 March 2016. The financial statements comply with the Charities and Trustee Investment (Scotland) Act 2005, the Charities Accounts (Scotland) Regulations 2006 (as amended), the Companies Act 2006, the Memorandum and Articles of Association, and Accounting and Reporting by Charities: Statement of Recommended Practice applicable to charities preparing their accounts in accordance with the Financial Reporting Standard for Smaller Entities.

REFERENCE AND ADMINISTRATIVE DETAILS

Registered Company number

SC261084 (Scotland)


Registered Charity number

SC035061

Registered office

The Hub
49 Wellhouse Crescent
Glasgow
G33 4LA

Trustees



Secretary
Vice Chairperson

Treasurer

Chairperson

- appointed 30.9.15

Company Secretary



Auditors

Armstrongs
Statutory Auditor
Chartered Accountants
Victoria Chambers
142 West Nile Street
Glasgow
G1 2RQ

STRUCTURE, GOVERNANCE AND MANAGEMENT

Governing document

The charity is incorporated as a company limited by guarantee without a share capital and is recognised as a Scottish charity. The company was established under a Memorandum of Association which established the objects and powers of the charitable company and is governed under its Articles of Association. Under those Articles, the board of directors are elected by the company in general meetings, and directors shall retire by rotation.

Appointment of Trustees

Trustees are appointed at the discretion of the board.

Related parties

Some of the Trustees of Connect Community Trust are Committee Members of Wellhouse Housing Association or Provanhall Housing Association. Details of transactions between the Trust and these Housing Associations are included within Note 15.

Connect Community Trust Limited

Report of the Trustees for the Year Ended 31 March 2016

STRUCTURE, GOVERNANCE AND MANAGEMENT

Risk management

The trustees have assessed the risks to which the charity is exposed, in particular those related to the operations and finances of the charity and are satisfied that procedures are in place to mitigate these risks.

OBJECTIVES AND ACTIVITIES

Objectives and aims

The principal activity of the charity is to promote the social welfare of the inhabitants of Glasgow, developing a range of leisure-time occupations, education, employment, health improvement and targeted services and activities in response to the needs of the community.

The Trust is led and managed by members of the community and also supported by key professionals with specific skills and expertise. As a community anchor organisation the Trust manages community facilities that deliver and provide access to a wide variety of support, advice, training and social activities for anyone who needs or wants it. With an open door policy and by providing a holistic service that doesn't cater for just one section of the community, the diverse range of ages and needs within our communities is supported. The Trust's remit extends to all aspects of community regeneration throughout the area of Glasgow's east end providing access to a range of training, employment, health and other education services and community support.

Over the past year the Trust has developed the training activities to include 56 training placements through Skills Development Scotland and 58 Community Work Placements in partnership with Learndirect. This development of training opportunities has further strengthened the impact that local people are having on their own lives and the services of the community. The Peoples Gateway has continued to deliver high quality support to people looking for work and to progress on their personal journey. Continuing to work with DWP and local housing providers, the Trust has been able to continue helping people that are most in need.

Re-Connect Glasgow, the furniture reuse and recycling project has grown in strength over the past year with dedicated resources and increased operations. With an average of 15-25 pickups per week the project continues to support Scotland's strategy for a zero waste Scotland.

ACHIEVEMENT AND PERFORMANCE

Charitable activities

Over 2015-16, Connect Community Trust continued to develop services in line with the needs of the community through volunteering, leadership and participation helping to meet our aims and objectives for a sustainable community.

There have been many successes over the year including:

- Re-Connect Glasgow: 162.228tCO₂e saved from the environment - calculated from diverting donated furniture from landfill for reuse - equivalent of saving 1000 double wardrobes; Over 40,000 local residents more aware of reuse and recycling; 1000 + items of Commonwealth Furniture distributed as part of the Glasgow Legacy; Over 25 training, volunteering or placement opportunities created; 10 new households purchased full packages of pre-loved furniture to make their house a home; Individual sales of 200 items of pre-loved furniture purchased.
- Training: 655 qualifications/certificates were gained over the year including direct training provided by Connect and additional courses through Glasgow Kelvin College. Including IT certificates, Child protection, heartstart, food hygiene, first aid and manual handling.
- Peoples Gateway: 465 individuals in the East End of Glasgow were supported through the job clubs and 1:1 support. Team continue to support local people to gain work, create CVs, gain confidence and support them with changes of circumstances and liaise with the Job Centre and Housing providers. In addition, support is given to apply for ILAs to access specialist training such as CSCS cards.
- hubSports: continues to support local people to improve their health and increase participation in physical activity in the area. Over 2500 individuals have accessed the sports activities this year.
- Youth Services: continues to be delivered in our own facilities (the Connie & Innerzone) and also in partnership at the Calvey Centre. By working in partnership with other local youth providers we continue to help young people with education, social integration, diversion from anti-social behaviour and training. Activities such as the bike club, outdoors and discovery groups, homework clubs, arts and music groups continue to provide young people with the support and out of school activities to help them thrive.

Connect Community Trust Limited

Report of the Trustees for the Year Ended 31 March 2016

FINANCIAL REVIEW

Financial Review

The Group had net outgoing resources of £8,748 (2015 : £3,520) for the year and has accumulated funds of £702,367 (2015 : £711,115) at the balance sheet date. The charity had net outgoing resources of £6,768 (2015 : net incoming resources of £84) for the year and has accumulated funds of £707,951 (2015 : £714,719) at the balance sheet date.

Reserves policy

It is the policy of the charity to maintain unrestricted funds at a level to provide sufficient funds to cover 3 months management and administration costs.

STATEMENT OF TRUSTEES RESPONSIBILITIES

The trustees (who are also the directors of Connect Community Trust Limited for the purposes of company law) are responsible for preparing the Report of the Trustees and the financial statements in accordance with applicable law and United Kingdom Accounting Standards (United Kingdom Generally Accepted Accounting Practice).

Company law requires the trustees to prepare financial statements for each financial year which give a true and fair view of the state of affairs of the charitable company and of the incoming resources and application of resources, including the income and expenditure, of the charitable company for that period. In preparing those financial statements, the trustees are required to:

- select suitable accounting policies and then apply them consistently;
- observe the methods and principles in the Charity SORP;
- make judgements and estimates that are reasonable and prudent;
- prepare the financial statements on the going concern basis unless it is inappropriate to presume that the charitable company will continue in business.

The trustees are responsible for keeping proper accounting records which disclose with reasonable accuracy at any time the financial position of the charitable company and to enable them to ensure that the financial statements comply with the Companies Act 2006. They are also responsible for safeguarding the assets of the charitable company and hence for taking reasonable steps for the prevention and detection of fraud and other irregularities.

In so far as the trustees are aware:


- there is no relevant audit information of which the charitable company's auditors are unaware; and
- the trustees have taken all steps that they ought to have taken to make themselves aware of any relevant audit information and to establish that the auditors are aware of that information.

AUDITORS

The auditors, Armstrongs, will be proposed for re-appointment at the forthcoming Annual General Meeting.

This report has been prepared in accordance with the special provisions of Part 15 of the Companies Act 2006 relating to small companies.

Approved by order of the board of trustees on 01st September 2016 and signed on its behalf by:



Report of the Independent Auditors to the Trustees and Members of Connect Community Trust Limited

We have audited the financial statements of Connect Community Trust Limited for the year ended 31 March 2016 on pages six to nineteen. The financial reporting framework that has been applied in their preparation is applicable law and the Financial Reporting Standard for Smaller Entities (effective January 2015) (United Kingdom Generally Accepted Accounting Practice applicable to Smaller Entities).

This report is made solely to the charitable company's members, as a body, in accordance with Chapter 3 of Part 16 of the Companies Act 2006, and to the charitable company's trustees, as a body, in accordance with Section 44(1)(c) of the Charities and Trustee Investment (Scotland) Act 2005 and regulation 10 of the Charities Accounts (Scotland) Regulations 2006. Our audit work has been undertaken so that we might state to the charitable company's members and trustees those matters we are required to state to them in an auditors' report and for no other purpose. To the fullest extent permitted by law, we do not accept or assume responsibility to anyone other than the charitable company and the charitable company's members and trustees as a body, for our audit work, for this report, or for the opinions we have formed.

Respective responsibilities of trustees and auditors

As explained more fully in the Statement of Trustees Responsibilities set out on page three, the trustees (who are also the directors of the charitable company for the purposes of company law) are responsible for the preparation of the financial statements and for being satisfied that they give a true and fair view.

We have been appointed as auditors under Section 44(1)(c) of the Charities and Trustee Investment (Scotland) Act 2005 and under the Companies Act 2006 and report in accordance with regulations made under those Acts.

Our responsibility is to audit and express an opinion on the financial statements in accordance with applicable law and International Standards on Auditing (UK and Ireland). Those standards require us to comply with the Auditing Practices Board's Ethical Standards for Auditors.

Scope of the audit of the financial statements

An audit involves obtaining evidence about the amounts and disclosures in the financial statements sufficient to give reasonable assurance that the financial statements are free from material misstatement, whether caused by fraud or error. This includes an assessment of: whether the accounting policies are appropriate to the charitable company's circumstances and have been consistently applied and adequately disclosed; the reasonableness of significant accounting estimates made by the trustees; and the overall presentation of the financial statements. In addition, we read all the financial and non-financial information in the Report of the Trustees to identify material inconsistencies with the audited financial statements and to identify any information that is apparently materially incorrect based on, or materially inconsistent with, the knowledge acquired by us in the course of performing the audit. If we become aware of any apparent material misstatements or inconsistencies we consider the implications for our report.

Opinion on financial statements

In our opinion the financial statements:

- give a true and fair view of the state of the charitable company's affairs as at 31 March 2016 and of its incoming resources and application of resources, including its income and expenditure, for the year then ended;
- have been properly prepared in accordance with United Kingdom Generally Accepted Accounting Practice applicable to Smaller Entities; and
- have been prepared in accordance with the requirements of the Companies Act 2006, the Charities and Trustee Investment (Scotland) Act 2005 and regulation 8 of the Charities Accounts (Scotland) Regulations 2006.

Opinion on other matter prescribed by the Companies Act 2006


In our opinion the information given in the Report of the Trustees for the financial year for which the financial statements are prepared is consistent with the financial statements.

**Report of the Independent Auditors to the Trustees and Members of
Connect Community Trust Limited**

Matters on which we are required to report by exception

We have nothing to report in respect of the following matters where the Companies Act 2006 and the Charities Accounts (Scotland) Regulations 2006 (as amended) requires us to report to you if, in our opinion:

- returns adequate for our audit have not been received from branches not visited by us; or
- the financial statements are not in agreement with the accounting records and returns; or
- certain disclosures of trustees' remuneration specified by law are not made; or
- the trustees were not entitled to prepare the financial statements in accordance with the small companies regime and take advantage of the small companies exemption from the requirement to prepare a Strategic Report or in preparing the Report of the Trustees.



for and on behalf of Armstrongs
Statutory Auditor
Chartered Accountants
Eligible to act as an auditor in terms of Section 1212 of the Companies Act 2006
Victoria Chambers
142 West Nile Street
Glasgow
G1 2RQ

Date: 01st September 2016

Connect Community Trust Limited

**Consolidated Statement of Financial Activities
for the Year Ended 31 March 2016**

	Notes	Unrestricted funds £	Restricted funds £	31.3.16 Total funds £	31.3.15 Total funds £
INCOMING RESOURCES					
Incoming resources from generated funds					
Voluntary income	2	26,547	554,586	581,133	617,958
Activities for generating funds	3	<u>174,918</u>	<u>-</u>	<u>174,918</u>	<u>135,728</u>
Total incoming resources		201,465	554,586	756,051	753,686
RESOURCES EXPENDED					
Charitable activities					
Projects and activities costs	4	27,732	88,063	115,795	138,445
Staff costs		73,288	384,936	458,224	428,987
Premises costs		57,496	30,689	88,185	87,080
Running costs		15,825	30,343	46,168	51,863
Interest and finance charges		4,715	-	4,715	3,438
Depreciation		43,279	-	43,279	41,353
Governance costs	5	<u>8,433</u>	<u>-</u>	<u>8,433</u>	<u>6,040</u>
Total resources expended		230,768	534,031	764,799	757,206
NET INCOMING/(OUTGOING) RESOURCES		(29,303)	20,555	(8,748)	(3,520)
RECONCILIATION OF FUNDS					
Total funds brought forward		<u>658,962</u>	<u>52,153</u>	<u>711,115</u>	<u>714,635</u>
TOTAL FUNDS CARRIED FORWARD		629,659	72,708	702,367	711,115

The notes form part of these financial statements

Connect Community Trust Limited

**Charity Statement of Financial Activities
for the Year Ended 31 March 2016**

	Notes	Unrestricted funds £	Restricted funds £	31.3.16 Total funds £	31.3.15 Total funds £
INCOMING RESOURCES					
Incoming resources from generated funds					
Voluntary income	2	26,547	554,586	581,133	601,742
Activities for generating funds	3	<u>137,647</u>	<u>-</u>	<u>137,797</u>	<u>115,381</u>
Total incoming resources		164,194	554,586	718,780	717,123
RESOURCES EXPENDED					
Charitable activities	4				
Projects and activities costs		12,124	88,063	100,187	126,015
Staff costs		63,368	384,936	448,304	408,142
Premises costs		53,959	30,689	84,648	85,162
Running costs		9,686	30,342	40,028	48,784
Interest and finance charges		1,659	-	1,659	2,532
Depreciation		42,289	-	42,289	40,364
Governance costs	5	8,433	-	8,433	6,040
Total resources expended		<u>191,518</u>	<u>534,030</u>	<u>725,548</u>	<u>717,039</u>
NET INCOMING/(OUTGOING) RESOURCES		(27,324)	20,556	(6,768)	84
RECONCILIATION OF FUNDS					
Total funds brought forward		<u>662,566</u>	<u>52,153</u>	<u>714,719</u>	<u>714,635</u>
TOTAL FUNDS CARRIED FORWARD		<u>635,242</u>	<u>72,709</u>	<u>707,951</u>	<u>714,719</u>

The notes form part of these financial statements


Connect Community Trust Limited

**Consolidated Balance Sheet
At 31 March 2016**

	Notes	31.3.16 £	31.3.15 £
FIXED ASSETS			
Tangible assets	9	592,824	631,328
Investments	10	<u>-</u>	<u>-</u>
		592,824	631,328
CURRENT ASSETS			
Stocks and work-in-progress		35,620	10,200
Debtors	11	104,603	70,371
Cash at bank and in hand		<u>41,123</u>	<u>70,291</u>
		181,346	150,862
CREDITORS			
Amounts falling due within one year	12	<u>(43,412)</u>	<u>(47,421)</u>
NET CURRENT ASSETS		<u>137,934</u>	<u>103,441</u>
TOTAL ASSETS LESS CURRENT LIABILITIES		730,758	734,769
CREDITORS			
Amounts falling due after more than one year	13	<u>(28,391)</u>	<u>(23,654)</u>
NET ASSETS		<u>702,367</u>	<u>711,115</u>
FUNDS			
Unrestricted funds:			
General fund		48,317	50,010
Designated Fixed Assets Fund		<u>581,342</u>	<u>608,952</u>
		629,659	658,962
Restricted funds:			
People's Gateway Fund		38,506	-
Community Jobs Scotland Fund		1,909	-
Youth Leadership Fund		32,293	-
Young Start Fund		-	12,478
People and Communities Fund		-	6,968
Regeneration Proposal		-	31,007
Consortium Youth Provision		<u>-</u>	<u>1,700</u>
		72,708	52,153
TOTAL FUNDS		<u>702,367</u>	<u>711,115</u>

These financial statements have been prepared in accordance with the special provisions of Part 15 of the Companies Act 2006 relating to small charitable companies and with the Financial Reporting Standard for Smaller Entities (effective January 2015).

The financial statements were approved by the Board of Trustees on 01st September 2016 and were signed on its behalf by:



The notes form part of these financial statements


Connect Community Trust Limited

**Charity Balance Sheet
At 31 March 2016**

	Notes	31.3.16 £	31.3.15 £
FIXED ASSETS			
Tangible assets	9	591,804	629,318
Investments	10	<u>1</u>	<u>-</u>
		591,805	629,318
CURRENT ASSETS			
Stocks and work-in-progress		35,620	10,200
Debtors	11	109,999	66,478
Cash at bank and in hand		<u>16,656</u>	<u>46,657</u>
		162,275	123,335
CREDITORS			
Amounts falling due within one year	12	<u>(34,096)</u>	<u>(21,771)</u>
NET CURRENT ASSETS		<u>128,179</u>	<u>101,564</u>
TOTAL ASSETS LESS CURRENT LIABILITIES		719,984	730,882
CREDITORS			
Amounts falling due after more than one year	13	<u>(12,033)</u>	<u>(16,163)</u>
NET ASSETS		<u>707,951</u>	<u>714,719</u>
FUNDS			
Unrestricted funds:			
General fund		53,901	53,614
Designated Fixed Assets Fund		<u>581,342</u>	<u>608,952</u>
		635,243	662,566
Restricted funds:			
People's Gateway Fund		38,506	-
Community Jobs Scotland Fund		1,909	-
Youth Leadership Fund		32,293	-
Young Start Fund		-	12,478
People and Communities Fund		-	6,968
Regeneration Proposal		-	31,007
Consortium Youth Provision		<u>-</u>	<u>1,700</u>
		72,708	52,153
TOTAL FUNDS		<u>707,951</u>	<u>714,719</u>

These financial statements have been prepared in accordance with the special provisions of Part 15 of the Companies Act 2006 relating to small charitable companies and with the Financial Reporting Standard for Smaller Entities (effective January 2015).

The financial statements were approved by the Board of Trustees on 01st September 2016 and were signed on its behalf by:



The notes form part of these financial statements

Connect Community Trust Limited

Notes to the Consolidated Financial Statements for the Year Ended 31 March 2016

1. ACCOUNTING POLICIES

Accounting convention

The financial statements are prepared under the historical cost convention and in accordance with the Statement of Recommended Practice - Accounting and Reporting by Charities (SORP 2015), the Charities and Trustee Investment (Scotland) Act 2005, the Charities Accounts (Scotland) Regulations 2006 and in accordance with the Financial Reporting Standard for Smaller Entities (effective January 2015) and the Companies Act 2006. The principal accounting policies adopted in the preparation of the financial statements are set out below.

Incoming resources

Voluntary income including donations, gifts and legacies and grants that provide core funding or are of general nature are recognised where there is entitlement, certainty of receipt and the amount can be measured with sufficient reliability. Such income is only deferred when the donor specifies that the grant or donation must only be used in future accounting periods, or when the donor has imposed conditions which must be met before the charity has unconditional entitlement.

Income from charitable activities includes income received under contract or where entitlement to grant funding is subject to specific performance conditions is recognised as earned (as the related goods or services are provided). Grant income included in this category provides funding to support performance activities and is recognised where there is entitlement, certainty of receipt and the amount can be measured with sufficient reliability.

Resources expended

Expenditure is recognised on an accruals basis when a liability is incurred. Expenditure includes any VAT which cannot be fully recovered and is reported as part of the expenditure to which it relates.

Charitable expenditure comprises those costs incurred by the charity in the delivery of its activities and services for its beneficiaries. It includes both costs that can be allocated directly to such activities and those costs of an indirect nature to support them.

Governance costs include those incurred in the governance of the charity and its assets and are primarily associated with the constitutional and statutory requirements.

Tangible fixed assets

Depreciation is provided at the following annual rates in order to write off each asset over its estimated useful life.

Long leasehold	-	over the lease term
Plant and machinery	-	25% on cost
Motor vehicles	-	25% on cost
Computer equipment	-	33% on cost

It is the policy of the charity to capitalise items of expenditure over £1,500.

Stocks

Stocks and work-in-progress are valued at the lower of cost and net realisable value, after making due allowance for obsolete and slow moving items.

Activity based reporting

The Trustees are of the opinion that the charity's activities are interlinked and there is no merit in providing further analysis within the notes to the accounts.

Connect Community Trust Limited

**Notes to the Consolidated Financial Statements - continued
for the Year Ended 31 March 2016**

2. VOLUNTARY INCOME

	Group		Charity	
	31.3.16 £	31.3.15 £	31.3.16 £	31.3.15 £
Donations	18,782	11,682	18,782	11,687
Glasgow City Council	56,468	50,445	56,468	50,445
Scottish Executive	265,521	161,208	265,521	161,208
DTA	10,000	-	10,000	-
Job Centre - DWP	7,765	90,210	7,765	90,210
Glasgow Housing Association	2,905	7,045	2,905	7,045
Yomo	620	725	620	725
SCVO	-	7,898	-	7,898
Cash for Kids	-	175	-	175
The Big Lottery	-	84,454	-	84,454
Youth Scotland	-	1,000	-	1,000
CCF	42,775	59,552	42,775	59,552
Keep Scotland Beautiful	-	9,928	-	9,928
Jessica Trust	-	25,597	-	9,377
Easterhouse Housing and Regeneration Alliance	10,000	17,500	10,000	17,500
Blairtumoch Housing Association	54,724	60,034	54,724	60,033
Wellhouse Housing Association	5,000	20,000	5,000	20,000
Provanhall Housing Association	2,500	10,000	2,500	10,000
SAMH	-	505	-	505
NHS	2,284	-	2,284	-
Skills Development Scotland	52,477	-	52,477	-
Learn Direct	10,629	-	10,629	-
The Gannochy Trust	8,500	-	8,500	-
Glasgow Life	13,881	-	13,881	-
The Robertson Trust	15,000	-	15,000	-
Greenspace	1,302	-	1,302	-
	<u>581,133</u>	<u>617,958</u>	<u>581,133</u>	<u>601,742</u>

3. ACTIVITIES FOR GENERATING FUNDS

	Group		Charity	
	31.3.16 £	31.3.15 £	31.3.16 £	31.3.15 £
Sales income – Connect-IN	82,896	42,137	-	-
Café income	18,196	14,006	18,196	14,006
Walking club income	3,752	3,119	3,752	3,119
Hall hire, catering	12,602	7,028	12,602	7,028
Innerzone income	1,805	858	1,805	858
Miscellaneous income	492	1,663	482	1,271
Consultancy income	100	200	100	200
Hub Sports	20,845	21,376	20,845	21,376
Hub Transport	102	417	102	417
Provanhall	2,864	8,259	2,864	8,259
Salary recharges	1,453	12,772	37,255	34,976
Music Initiative	48	1,785	48	1,785
Rent income	4,010	-	4,860	-
Re-Connect	13,048	4,745	13,048	4,745
Training/employability	12,389	9,667	12,389	9,667
Campus disability income	299	7,674	299	7,674
Management fees	-	-	9,000	-
Deposit account interest	17	22	-	-
	<u>174,918</u>	<u>135,728</u>	<u>137,647</u>	<u>115,381</u>

Connect Community Trust Limited

**Notes to the Consolidated Financial Statements - continued
for the Year Ended 31 March 2016**

4. CHARITABLE ACTIVITIES COSTS

	Group		Charity	
	31.3.16	31.3.15	31.3.16	31.3.15
	£	£	£	£
Projects and activities costs	115,795	138,445	100,187	126,015
Staff costs	458,224	428,987	448,304	408,142
Premises costs	88,185	87,080	84,648	85,162
Running costs	46,168	51,863	40,028	48,784
Interest and finance charges	4,715	3,438	1,659	2,532
Depreciation	43,279	41,353	42,289	40,364
	<u>756,366</u>	<u>751,166</u>	<u>717,115</u>	<u>710,999</u>

5. GOVERNANCE COSTS

	Group		Charity	
	31.3.16	31.3.15	31.3.16	31.3.15
	£	£	£	£
Audit	<u>8,433</u>	<u>6,040</u>	<u>8,433</u>	<u>6,040</u>

6. NET INCOMING/(OUTGOING) RESOURCES

Net resources are stated after charging/(crediting):

	Group		Charity	
	31.3.16	31.3.15	31.3.16	31.3.15
	£	£	£	£
Depreciation - owned assets	<u>43,281</u>	<u>41,353</u>	<u>42,291</u>	<u>40,362</u>

7. TRUSTEES' REMUNERATION AND BENEFITS

There were no trustees' remuneration or other benefits for the year ended 31 March 2016 nor for the year ended 31 March 2015.

Trustees' expenses

There were no trustees' expenses paid for the year ended 31 March 2016 nor for the year ended 31 March 2015.

8. STAFF COSTS

There were no employees who received remuneration of over £60,000 in the period.

Connect Community Trust Limited

**Notes to the Consolidated Financial Statements - continued
for the Year Ended 31 March 2016**

9. GROUP TANGIBLE FIXED ASSETS

	Long leasehold property £	Plant and machinery etc £	Totals £
COST			
At 1 April 2015	828,293	94,023	922,316
Additions	-	4,777	4,777
	<hr/>	<hr/>	<hr/>
At 31 March 2016	828,293	98,800	927,093
	<hr/>	<hr/>	<hr/>
DEPRECIATION			
At 1 April 2015	219,342	71,646	290,988
Charge for year	27,610	15,671	43,281
	<hr/>	<hr/>	<hr/>
At 31 March 2016	246,952	87,317	334,269
	<hr/>	<hr/>	<hr/>
NET BOOK VALUE			
At 31 March 2016	581,341	11,483	592,824
	<hr/>	<hr/>	<hr/>
At 31 March 2015	608,951	22,377	631,328
	<hr/>	<hr/>	<hr/>

CHARITY TANGIBLE FIXED ASSETS

	Long leasehold property £	Plant and machinery etc £	Totals £
COST			
At 1 April 2015	828,293	91,023	919,316
Additions	-	4,777	4,777
	<hr/>	<hr/>	<hr/>
At 31 March 2016	828,293	95,800	924,093
	<hr/>	<hr/>	<hr/>
DEPRECIATION			
At 1 April 2015	219,342	70,656	289,998
Charge for year	27,610	14,681	42,291
	<hr/>	<hr/>	<hr/>
At 31 March 2016	246,952	85,337	332,289
	<hr/>	<hr/>	<hr/>
NET BOOK VALUE			
At 31 March 2016	581,341	10,463	591,804
	<hr/>	<hr/>	<hr/>
At 31 March 2015	608,951	20,367	629,318
	<hr/>	<hr/>	<hr/>

Connect Community Trust Limited

**Notes to the Consolidated Financial Statements - continued
for the Year Ended 31 March 2016**

10. FIXED ASSET INVESTMENTS

	Group		Charity	
	31.3.16 £	31.3.15 £	31.3.16 £	31.3.15 £
Connect-IN Enterprises Limited	<u>-</u>	<u>-</u>	<u>1</u>	<u>-</u>
	<u>-</u>	<u>-</u>	<u>1</u>	<u>-</u>

Connect-IN Enterprises Limited

The Trust has a £1 investment in Connect-IN Enterprises Limited. Connect-IN Enterprises Limited is a wholly owned subsidiary of the Trust.

11. DEBTORS: AMOUNTS FALLING DUE WITHIN ONE YEAR

	Group		Charity	
	31.3.16 £	31.3.15 £	31.3.16 £	31.3.15 £
Trade debtors	17,773	14,115	13,319	10,222
Other debtors	<u>86,830</u>	<u>56,256</u>	<u>96,680</u>	<u>56,256</u>
	<u>104,603</u>	<u>70,371</u>	<u>109,999</u>	<u>66,478</u>

12. CREDITORS: AMOUNTS FALLING DUE WITHIN ONE YEAR

	Group		Charity	
	31.3.16 £	31.3.15 £	31.3.16 £	31.3.15 £
Bank loans and overdrafts	5	-	5	-
Trade creditors	1,207	1,377	-	-
Taxation and social security	19,550	10,064	19,550	10,064
Other creditors	<u>22,650</u>	<u>35,980</u>	<u>14,541</u>	<u>11,707</u>
	<u>43,412</u>	<u>47,421</u>	<u>34,096</u>	<u>21,771</u>

13. CREDITORS: AMOUNTS FALLING DUE AFTER MORE THAN ONE YEAR

	Group		Charity	
	31.3.16 £	31.3.15 £	31.3.16 £	31.3.15 £
Other creditors	<u>28,391</u>	<u>23,654</u>	<u>12,033</u>	<u>16,163</u>
	<u>28,391</u>	<u>23,654</u>	<u>12,033</u>	<u>16,163</u>

Connect Community Trust Limited

**Notes to the Consolidated Financial Statements - continued
for the Year Ended 31 March 2016**

14. ANALYSIS OF NET ASSETS BETWEEN FUNDS - GROUP

	Unrestricted funds £	Restricted funds £	31.3.16 Total funds £	31.3.15 Total funds £
Fixed assets	592,824	-	592,824	631,328
Current assets	108,638	72,708	181,346	150,862
Current liabilities	(43,412)	-	(43,412)	(47,421)
Long term liabilities	(28,391)	-	(28,391)	(23,654)
	<u>629,659</u>	<u>72,708</u>	<u>702,367</u>	<u>711,115</u>

ANALYSIS OF NET ASSETS BETWEEN FUNDS - CHARITY

	Unrestricted funds £	Restricted funds £	31.3.16 Total funds £	31.3.15 Total funds £
Fixed assets	591,804	-	591,804	629,318
Investments	1	-	1	-
Current assets	89,567	72,708	162,275	123,335
Current liabilities	(34,096)	-	(34,096)	(37,934)
Long term liabilities	(12,033)	-	(12,033)	-
	<u>635,243</u>	<u>72,708</u>	<u>707,951</u>	<u>714,719</u>

Connect Community Trust Limited

**Notes to the Consolidated Financial Statements - continued
for the Year Ended 31 March 2016**

15. MOVEMENT IN FUNDS – GROUP

	At 1.4.15 £	Net movement in funds £	At 31.3.16 £
Unrestricted funds			
General fund	50,010	(1,693)	48,317
Designated Fixed Assets Fund	608,952	(27,610)	581,342
	<u>658,962</u>	<u>(29,303)</u>	<u>629,659</u>
Restricted funds			
People's Gateway Fund	-	38,506	38,506
Community Jobs Scotland Fund	-	1,909	1,909
Youth Leadership Fund	-	32,293	32,293
Young Start Fund	12,478	(12,478)	-
People and Communities Fund	6,968	(6,968)	-
Regeneration Proposal	31,007	(31,007)	-
Consortium Youth Provision	1,700	(1,700)	-
	<u>52,153</u>	<u>20,555</u>	<u>72,708</u>
TOTAL FUNDS	<u>711,115</u>	<u>(8,748)</u>	<u>702,367</u>

Net movement in funds, included in the above are as follows:

	Incoming resources £	Resources expended £	Movement in funds £
Unrestricted funds			
General fund	201,465	(203,158)	(1,693)
Designated fixed assets fund	-	(27,610)	(27,610)
	<u>201,465</u>	<u>(230,768)</u>	<u>(29,303)</u>
Restricted funds			
People's Gateway Fund	117,785	(79,279)	38,506
Flexible Support Fund	620	(620)	-
Community Jobs Scotland Fund	1,909	-	1,909
Youth Leadership Fund	107,215	(74,922)	32,293
Strengthening Communities Program	43,426	(43,426)	-
Young Start Fund	-	(12,478)	(12,478)
Furniture Re-Use and Recycling	53,782	(53,782)	-
People and Communities Fund	63,737	(70,705)	(6,968)
Regeneration Proposal	(31,007)	-	(31,007)
Consortium Youth Provision	56,468	(58,168)	(1,700)
White Ribbon small grants fund	2,284	(2,284)	-
Easterhouse Housing & Regeneration Alliance	62,207	(62,207)	-
Skills Development	52,477	(52,477)	-
Young Futures Project	22,381	(22,381)	-
Catalyst Project Challenge Fund	1,302	(1,302)	-
	<u>554,586</u>	<u>(534,031)</u>	<u>20,555</u>
TOTAL FUNDS	<u>756,051</u>	<u>(764,799)</u>	<u>(8,748)</u>

Connect Community Trust Limited

**Notes to the Consolidated Financial Statements - continued
for the Year Ended 31 March 2016**

15. MOVEMENT IN FUNDS - CHARITY

	At 1.4.15 £	Net movement in funds £	At 31.3.16 £
Unrestricted funds			
General fund	53,614	287	53,901
Designated Fixed Assets Fund	608,952	(27,610)	581,342
	<u>662,566</u>	<u>(27,323)</u>	<u>635,243</u>
Restricted funds			
People's Gateway Fund	-	38,506	38,506
Community Jobs Scotland Fund	-	1,909	1,909
Youth Leadership Fund	-	32,293	32,293
Young Start Fund	12,478	(12,478)	-
People and Communities Fund	6,968	(6,968)	-
Regeneration Proposal	31,007	(31,007)	-
Consortium Youth Provision	1,700	(1,700)	-
	<u>52,153</u>	<u>20,555</u>	<u>72,708</u>
TOTAL FUNDS	<u>714,719</u>	<u>(6,768)</u>	<u>707,951</u>

Net movement in funds, included in the above are as follows:

	Incoming resources £	Resources expended £	Movement in funds £
Unrestricted funds			
General fund	164,194	(163,907)	287
Designated fixed assets fund	-	(27,610)	(27,610)
	<u>164,194</u>	<u>(191,517)</u>	<u>(27,323)</u>
Restricted funds			
People's Gateway Fund	117,785	(79,279)	38,506
Flexible Support Fund	620	(620)	-
Community Jobs Scotland Fund	1,909	-	1,909
Youth Leadership Fund	107,215	(74,922)	32,293
Strengthening Communities Program	43,426	(43,426)	-
Young Start Fund	-	(12,478)	(12,478)
Furniture Re-Use and Recycling	53,782	(53,782)	-
People and Communities Fund	63,737	(70,705)	(6,968)
Regeneration Proposal	(31,007)	-	(31,007)
Consortium Youth Provision	56,468	(58,168)	(1,700)
White Ribbon small grants fund	2,284	(2,284)	-
Easterhouse Housing & Regeneration Alliance	62,207	(62,207)	-
Skills Development	52,477	(52,477)	-
Young Futures Project	22,381	(22,381)	-
Catalyst Project Challenge Fund	1,302	(1,302)	-
	<u>554,586</u>	<u>(534,031)</u>	<u>20,555</u>
TOTAL FUNDS	<u>718,780</u>	<u>(725,548)</u>	<u>(6,768)</u>

19. PURPOSES OF RESTRICTED FUND

People's Gateway Fund

Represents funding received from the Scottish Government to support individuals and their families living in the North Glasgow area by providing diverse interventions aimed at building strong individuals, families and communities.

Flexible Support Fund

Represents funding received from Jobcentreplus that will help improve employment prospects or future employment outcomes for the long-term unemployed.

Community Jobs Scotland Fund

Represents funding received in relation to the employment of 3 individuals as part of the Community Jobs Scotland Project.

Young Leadership Fund - PCF

Represents funding received in relation to tackling anti-social behaviour by providing youth services, developing youth skills, provide job clubs, mentor schemes and award sessions.

Strengthening Communities Programme

Represents funding received to enable Business review and development to enable the trust to become a more resilient and sustainable community anchor organisation.

Support & Connect Fund

Represents funding received from Big Lottery to provide practical support to all members of the community who are experiencing hardship. By providing a food bank, swap shop, DIY workshops and lunch clubs with a view to improving connections to services provided by other organisations.

Start & Grow Fund

Represents funding from Resilient Scotland Jessica fund to create and sustain job opportunities within Connect IN Enterprises Ltd through training programmes in partnership with the Trust.

Young Start Fund

Represents funding received in relation to providing a variety of opportunities and activities for young people to improve their prospects for the future.

Social Enterprise Fund

Represents funding received for the development of the client database and website of Connect Community Trust.

People & Communities Fund

Represents funding received to provide financial education and improve budgeting skills for vulnerable individuals living in the Easterhouse area of Glasgow.

Regeneration Proposal

Represents a contribution received from Wellhouse Housing Association to provide educational services within the Wellhouse area.

Consortium Youth Provision

Represents funding received from Glasgow City Council to provide youth services for 12-19 year olds within the Easterhouse area.

Connect Community Trust Limited

**Detailed Statement of Consolidated Financial Activities
for the Year Ended 31 March 2016**

	Group		Charity	
	31.03.16	31.3.15	31.3.16	31.3.15
	£	£	£	£
INCOMING RESOURCES				
Voluntary Income				
Donations	18,782	11,682	18,782	11,687
Glasgow City Council	56,468	50,445	56,468	50,445
Scottish Executive	265,521	161,208	265,521	161,208
DTA	10,000	-	10,000	-
Job Centre - DWP	7,765	90,210	7,765	90,210
Glasgow Housing Association	2,905	7,045	2,905	7,045
Yomo	620	725	620	725
SCVO	-	7,898	-	7,898
Cash for Kids	-	175	-	175
The Big Lottery	-	84,454	-	84,454
Youth Scotland	-	1,000	-	1,000
CCF	42,775	59,552	42,775	59,552
Keep Scotland Beautiful	-	9,928	-	9,928
Jessica Trust	-	25,597	-	9,377
Easterhouse Housing and Regeneration Alliance	10,000	17,500	10,000	17,500
Blairtumoch Housing Association	54,724	60,034	54,724	60,033
Wellhouse Housing Association	5,000	20,000	5,000	20,000
Provanhall Housing Association	2,500	10,000	2,500	10,000
SAMH	-	505	-	505
NHS	2,284	-	2,284	-
Skills Development Scotland	52,477	-	52,477	-
Learn Direct	10,629	-	10,629	-
The Gannochy Trust	8,500	-	8,500	-
Glasgow Life	13,881	-	13,881	-
The Robertson Trust	15,000	-	15,000	-
Greenspace	1,302	-	1,302	-
	581,133	617,958	581,133	601,742
Activities for generating funds				
Sales income – Connect-IN	82,896	42,137	-	-
Cafe income	18,196	14,006	18,196	14,006
Walking club income	3,752	3,119	3,752	3,119
Hall hire, catering	12,602	7,028	12,602	7,028
Innerzone income	1,805	858	1,805	858
Miscellaneous income	492	1,663	482	1,271
Consultancy income	100	200	100	200
Hub Sports	20,845	21,376	20,845	21,376
Hub Transport	102	417	102	417
Provanhall	2,864	8,259	2,864	8,259
Salary recharges	1,453	12,772	37,255	34,976
Music Initiative	48	1,785	48	1,785
Rent income	4,010	-	4,860	-
Re-Connect	13,048	4,745	13,048	4,745
Training/employability	12,389	9,667	12,389	9,667
Campus disability income	299	7,674	299	7,674
Management fees	-	-	9,000	-
Deposit account interest	17	22	-	-
	174,918	135,728	137,647	115,381
Total incoming resources	756,051	753,686	718,780	717,123

Connect Community Trust Limited

**Detailed Statement of Consolidated Financial Activities
for the Year Ended 31 March 2016**

	Group		Charity	
	31.3.16	31.3.15	31.3.16	31.3.15
	£	£	£	£
RESOURCES EXPENDED				
Charitable activities				
Direct costs – Solo Artists	4,266	7,894	-	-
Direct costs - Bands	3,966	595	-	-
Direct costs - Events	5,653	1,750	-	-
Direct costs – Workshops/Other training	30	1,500	-	-
Wages & social security	457,736	428,987	448,304	408,142
Equipment	3,931	12,875	3,931	12,875
Telephone	9,880	7,999	9,880	7,999
Postage and stationery	9,745	4,887	9,730	4,641
Advertising	9,982	7,915	4,506	5,337
Music project	2,544	7,986	2,544	7,986
Communities Facilities Consortium	1,039	14,469	1,039	14,469
Innerzone	26,507	30,474	26,507	30,474
Provanhall	147	2,149	147	2,149
Youth activities	6,765	4,863	6,765	4,863
Cafe expenses	16,114	17,654	16,114	17,654
Eco-garden expenses	456	3,726	456	3,726
Gala Day expenses	7,805	4,191	7,805	4,191
Walking club expenses	3,047	2,500	3,047	2,500
Hub sports activities	123	2,597	123	2,597
Hub transport costs	10,287	10,882	8,057	10,190
Volunteer expenses	10,056	1,888	10,056	1,888
Bike club expenses	108	398	108	398
Job Club	16,375	18,808	16,375	18,808
Campus disability expenses	-	5,558	-	5,558
Legal and professional	2,831	3,374	2,831	3,374
Accountancy	-	35	-	35
Payroll costs	1,581	2,984	1,581	2,984
Staff training	2,224	958	2,224	958
Subscriptions	990	2,067	769	2,049
General expenses	1,680	4,989	1,301	4,753
Staff uniforms	791	1,853	791	1,853
Rent payable	43,621	23,240	43,621	23,240
Rates and insurance	14,583	18,913	12,773	18,913
Heat and light	16,847	14,948	16,847	14,948
Repairs and maintenance	13,340	29,116	11,612	27,198
Cleaning	2,815	1,353	2,815	1,353
Re-Connect operations	508	-	508	-
Long leasehold – Depreciation	27,610	27,610	27,610	27,610
Plant and machinery- Depreciation	7,660	7,155	7,660	7,155
Computer equipment - Depreciation	8,009	6,588	7,019	5,599
Bank charges	451	1,401	451	1,401
Loan	4,263	1,312	1,208	406
Penalties and interest	-	725	-	725
	<u>756,366</u>	<u>751,166</u>	<u>717,115</u>	<u>710,999</u>
Governance costs				
Audit	<u>8,433</u>	<u>6,040</u>	<u>8,433</u>	<u>6,040</u>
Total resources expended	<u>764,799</u>	<u>757,206</u>	<u>725,548</u>	<u>717,039</u>
Net (expenditure)/income	(8,748)	(3,520)	(6,768)	84

This page does not form part of the statutory financial statements

